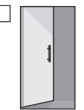
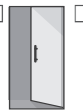
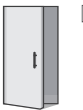
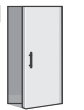


Ordering Checklist

ARTISAN
DOORS

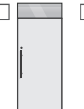



STEP 1 Configuration Options

Single:


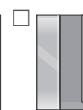


Left Hand Inswing Door Right Hand Inswing Door Left Hand Outswing Door Right Hand Outswing Door

Transom

Transom with No Sidelite Transom with One Sidelite Transom with One Sidelite Transom with Two Sidelites

Single Door with Sidelites:

Left Hand Inswing Door-Sidelite Right Hand Inswing Sidelite-Door Left Hand Inswing Sidelite-Door-Sidelite Right Hand Inswing Sidelite-Door-Sidelite

Door Design:
Artisan 2022/2023 Brochure Page # _____
Door Design: _____

STEP 2 Product

Door Model #: _____
_____ Steel _____
_____ Fiberglass _____

Frame: _____
_____ Wood _____
_____ Smooth White Composite _____
_____ Textured Composite _____

STEP 3 Choose Your Glass

Door Glass: Please Specify _____

Sidelite Glass: DIRECT GLAZED Clear Low-E Frosted (Transclear Low E) Other (Please Specify) _____

Note: Pricing is the same for 12" and 14" panelled sidelites. Limited models are available in 12", confirm with a sales agent.

SIDELITE PANEL SIZE: _____12"(full only) _____14"

SIDELITE PANEL: Full Lite (Please Specify) _____ 1/2 Lite (Please Specify) _____
 3/4 Lite (Please Specify) _____ Clear Low E _____

TRANSOM GLASS: Clear Low E


STEP 4 Determine Specifications


Choose Door Size: Width: 2/8 (32") 2/10 (34") 3/0 (36") 3/6 (42") | **Height:** 6/8 (80") 8/0 (96") select designs only


Choose Jamb Depth: 4-9/16" 6-9/16" 8-9/16" Other _____


Choose Brickmould: (Default 180 step) Attached Loose Other _____

STEP 5 Hardware Preparation Options

Single Drill  **Ideal for:** Single lever or knob style hardware.

Double Drill  **Ideal for:** Handleset, lever or knob with deadbolt hardware.

Deadbolt / Pull Option  European styling is achieved with a modern pull and deadbolt combination. Includes two architectural grade roller latches.

Multi-Point  Multi-point hardware is designed to lock at several points throughout the height of the door, making the lock side of the door as secure as the hinge side.

Hinge Finishes








 Zinc Plated  Brushed Brass  Oil Rubbed Bronze  Brushed Chrome  Matte Black

Multi-Point:
Design: _____ Finish: _____













Aluminum Sill: Bronze Anodized

STEP 4 Pre-finishing Options

Stain Options

 Red Mahogany  Walnut  Black Walnut  Coffee Bean  Chestnut  Grey  Espresso

Paint Options

 Black  Charcoal  Stone  Ash  Warm White  Cadet Navy  Colony  Smokey Teal  Melon  Tangerine  Buttercup  Calleite

Customer Signature: _____ Date: _____

Store Name or #: _____ Tag: _____ PO #: _____