





DOOR PLATES K SERIES

54

ARMOR



STRETCHER



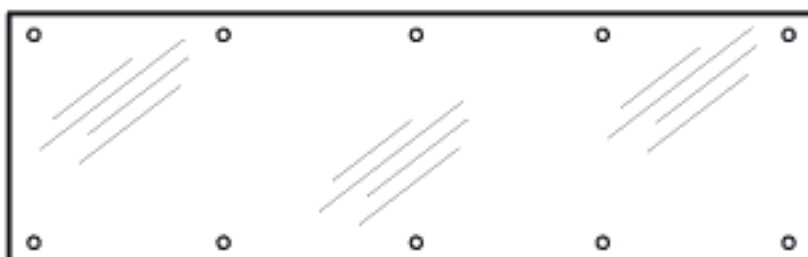
KICK




MOP



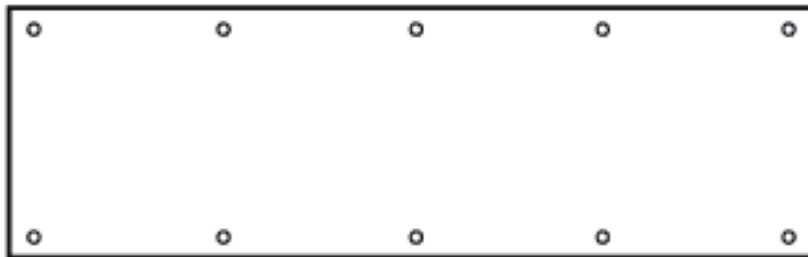
K08



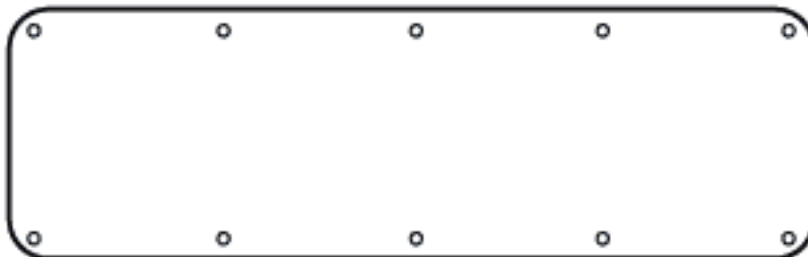
K09



K10A



K10R



STANDARD FEATURES:

- ALL ARCHITECTURAL FINISHES ARE AVAILABLE
- PROTECTIVE PLASTIC COVER
- COUNTERSUNK SCREW HOLES
- #6 x 0.625" (16) UNDERCUT S.M.S.
- #6 x 0.375" (9.5) MACHINE SCREWS ON REQUEST
- AVAILABLE TAPE OR EPOXY MOUNTING
- BRASS & BRONZE PLATES STOCKED UP TO 24" (609.6) HEIGHT
- ALUMINUM, ACRYLIC, KYDEX & ST. STEEL PLATES, STOCKED UP TO 48" (1219.2) HEIGHT

CLEAR ACRYLIC PLATE OR PUSHPLATE

K08

- 0.125" (3.81) THICKNESS
- ALL EDGES BEVELLED

KYDEX (PVC & ACRYLIC, TEXTURED FINISH) PLATE OR PUSHPLATE

K09

- 0.060" (1.52) OR 0.090" (2.28) THICKNESS
- ALL EDGES BEVELLED
- TAPE OR EPOXY MOUNTING (EPOXY RECOMMENDED)
- STOCK COLOURS: BEIGE, BLACK, BLUE, GRAY & WHITE
- OVER 30 COLOURS AVAILABLE

SOLID METAL PLATES:

ALUMINUM, BRASS, BRONZE & STAINLESS STEEL

K10A • 0.050" (1.27) THICKNESS

K10B • 0.062" (1.57) THICKNESS

K10C • 0.125" (3.81) THICKNESS

K10R

- KICK PLATE WITH RADIUS CORNERS

ECONOMY DOORPLATES

- AVAILABLE IN STAINLESS STEEL ONLY

K10-430

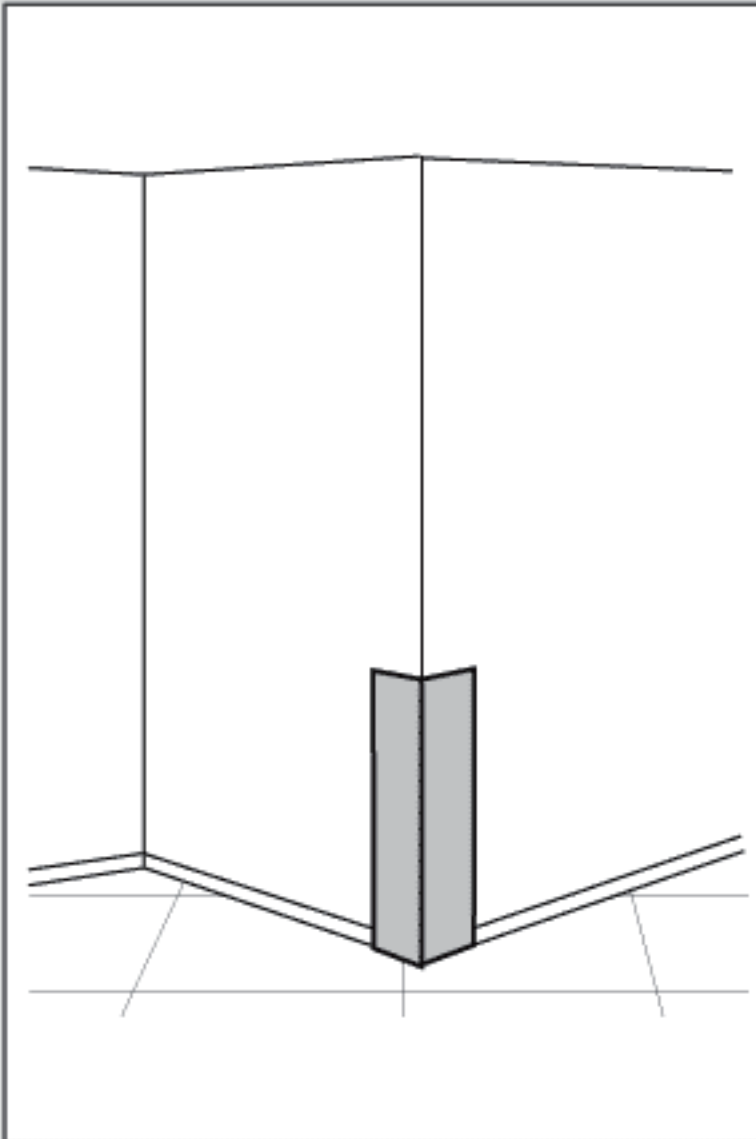
- TYPE 430, LOW GRADE STAINLESS

K10-20

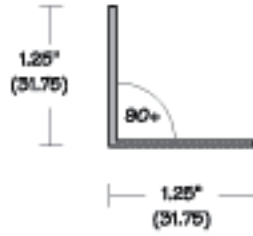
- 20 GAUGE THICKNESS, 0.037" (0.94)



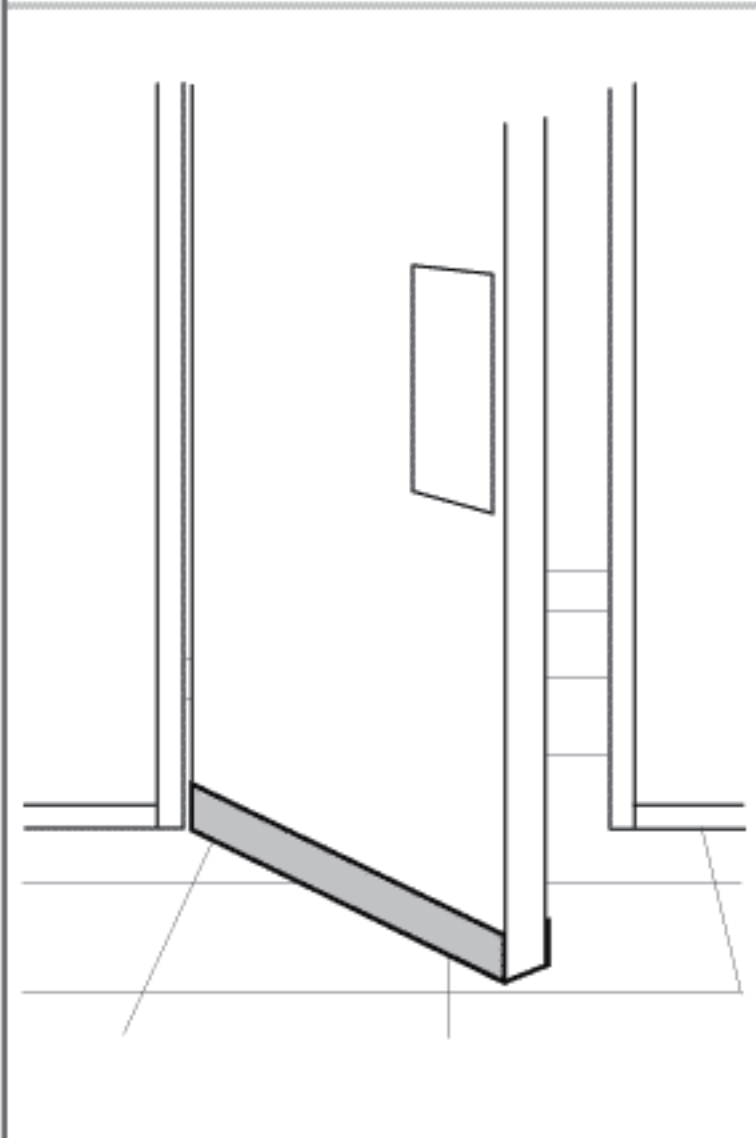
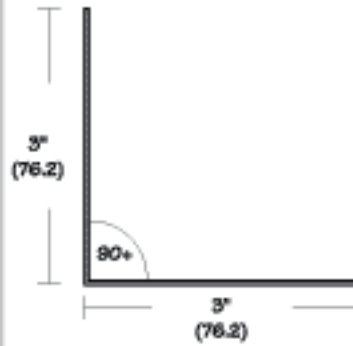
CORNER GUARDS / U-CHANNELS K SERIES



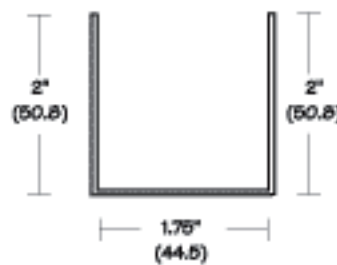
K28



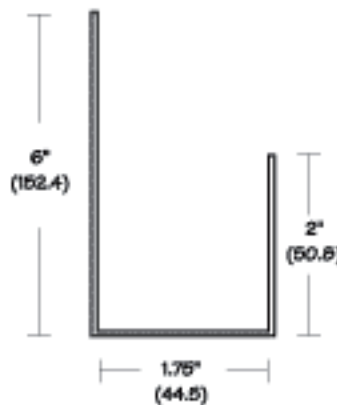
K29



K30



K31



CORNER GUARDS:

K28 - K29

- ALL ARCHITECTURAL FINISHES ARE AVAILABLE
- ACRYLIC, KYDEX OR METAL BASE MATERIAL
- SCREW, TAPE OR EPOXY MOUNTING
- EPOXY RECOMMENDED FOR CLEAN FINISH
- STANDARD LENGTH IS 40" (1016.0)
- OTHER LENGTHS AVAILABLE

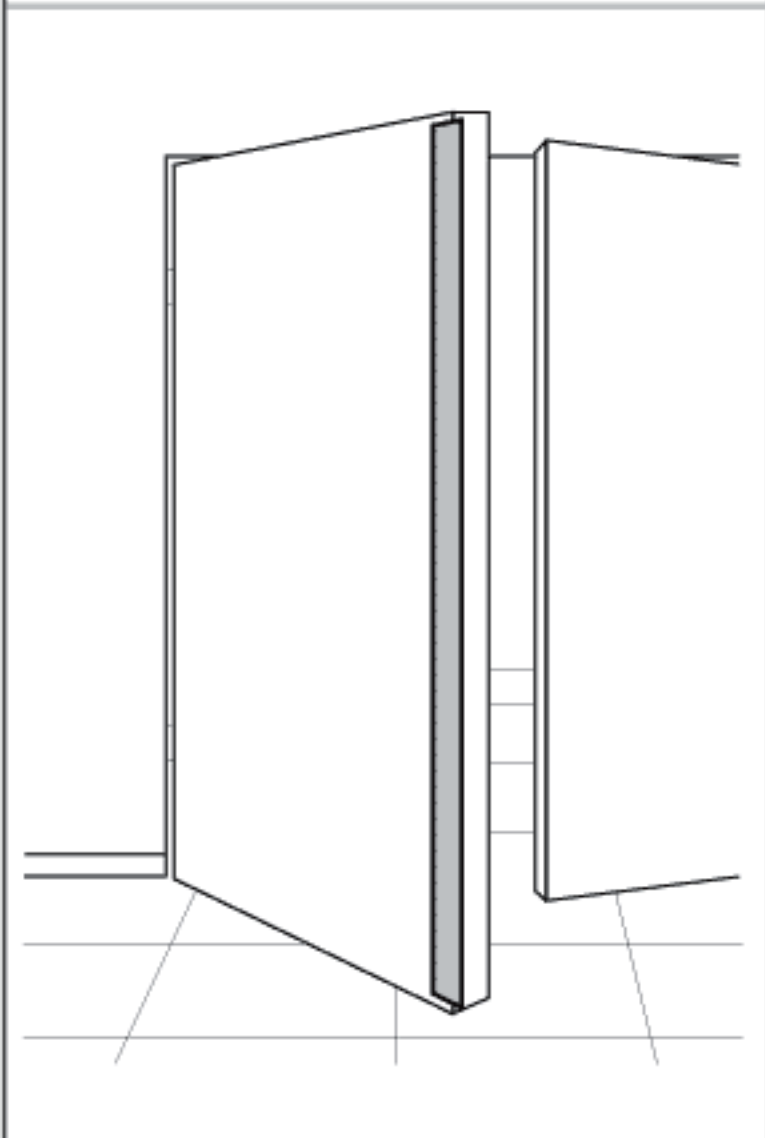
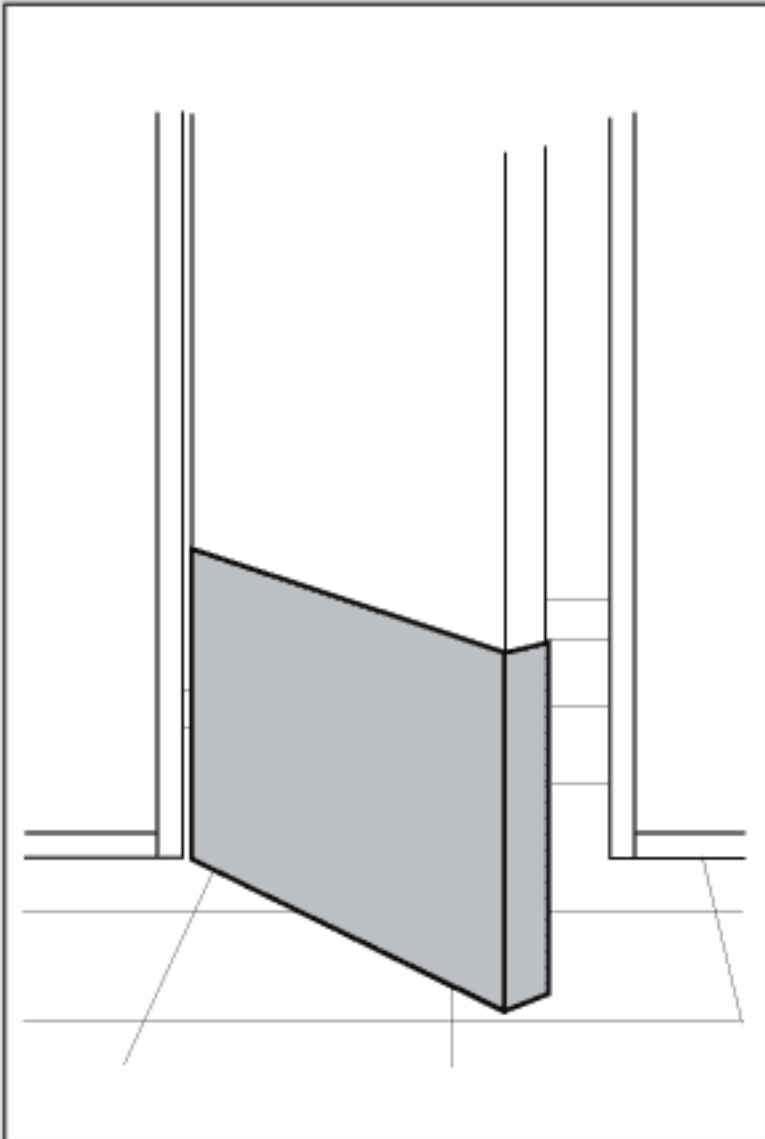
U-CHANNELS:

K30 - K31

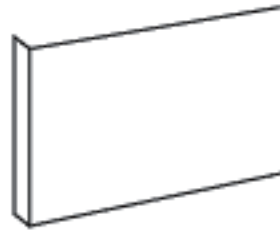
- USED FOR DOOR BOTTOM EXTENDING
- ALL ARCHITECTURAL FINISHES ARE AVAILABLE
- AVAILABLE MADE TO ORDER ONLY
- SCREW OR EPOXY MOUNTING
- STANDARD THICKNESS 0.050" (1.27)



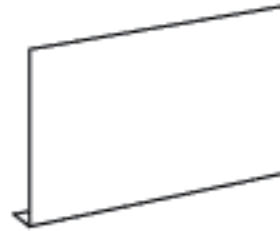
ANGLE PLATES / ASTRAGALS K SERIES



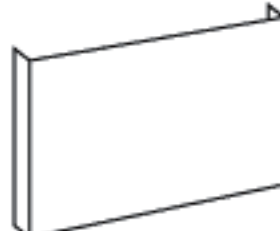
K32 SIDE ANGLE



K33 BOTTOM ANGLE



K34 TWO SIDE ANGLE



K35

1.5"
(38.1)



K36

2"
(50.8)



ANGLE PLATES:

K32 - K34

- ALL ARCHITECTURAL FINISHES ARE AVAILABLE
- METAL - 0.050" (1.27) THICKNESS
- KYDEX - 0.062" (1.57) THICKNESS
- ACRYLIC - 0.125" (3.81) THICKNESS
- LOCK AND HINGE CUT - OUTS AVAILABLE

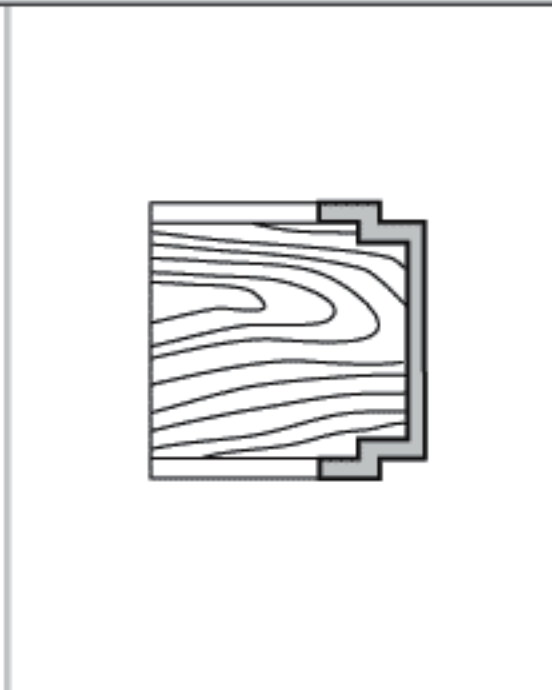
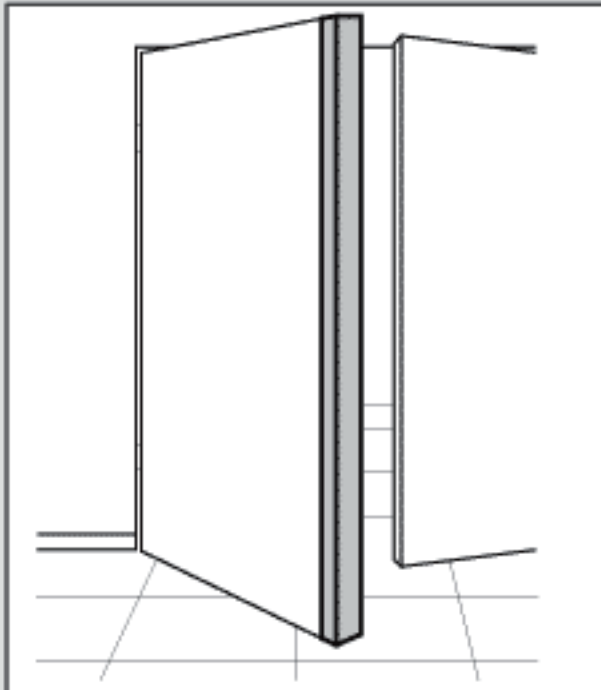
ASTRAGALS:

K35 - K36

- AVAILABLE IN STEEL, PRIME PAINT
- AVAILABLE IN STAINLESS STEEL
- LENGTHS AS REQUIRED
- THICKNESS - 0.125" (3.175)


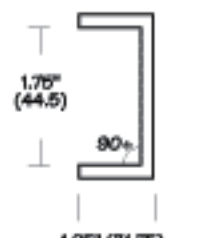
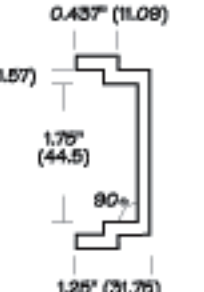

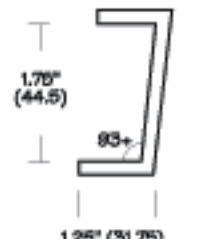
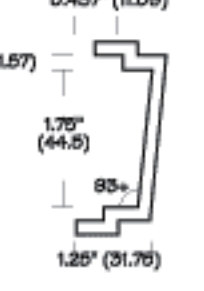
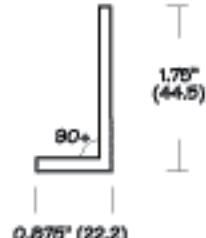


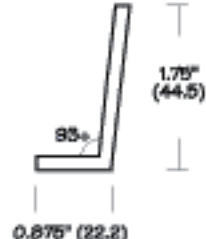
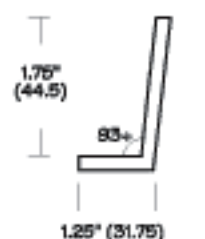



EDGE GUARDS K SERIES



STANDARD FEATURES:

- ALL ARCHITECTURAL FINISHES ARE AVAILABLE
- 0.050" (1.27) THICKNESS
- STANDARD LENGTH IS 40" (1016.0)
- UP TO 96" (2438.4) LONG
- HINGE, LATCH AND STRIKE CUT - OUTS ARE AVAILABLE

MORTISE	NON - MORTISE	OVERLAPPING
<p>K37</p>  <p>0.875" (22.2)</p> <p>1.75" (44.5)</p> <p>90°</p>	<p>K41</p>  <p>1.25" (31.75)</p> <p>1.75" (44.5)</p> <p>90°</p>	<p>K45</p>  <p>0.062" (1.57)</p> <p>0.437" (11.09)</p> <p>1.75" (44.5)</p> <p>90°</p> <p>1.25" (31.75)</p>
<p>K38</p>  <p>0.875" (22.2)</p> <p>1.75" (44.5)</p> <p>83°</p>	<p>K42</p>  <p>1.25" (31.75)</p> <p>1.75" (44.5)</p> <p>83°</p>	<p>K46</p>  <p>0.062" (1.57)</p> <p>0.437" (11.09)</p> <p>1.75" (44.5)</p> <p>83°</p> <p>1.25" (31.75)</p>
<p>K39</p>  <p>0.875" (22.2)</p> <p>1.75" (44.5)</p> <p>90°</p>	<p>K43</p>  <p>1.25" (31.75)</p> <p>1.75" (44.5)</p> <p>90°</p>	<p>K47</p>  <p>0.062" (1.57)</p> <p>1.25" (31.75)</p> <p>1.75" (44.5)</p> <p>90°</p> <p>0.437" (11.09)</p>
<p>K40</p>  <p>0.875" (22.2)</p> <p>1.75" (44.5)</p> <p>83°</p>	<p>K44</p>  <p>1.25" (31.75)</p> <p>1.75" (44.5)</p> <p>83°</p>	<p>K48</p>  <p>0.062" (1.57)</p> <p>1.75" (44.5)</p> <p>83°</p> <p>0.437"</p> <p>1.25" (31.75)</p>